

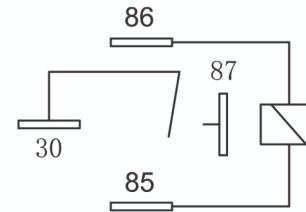
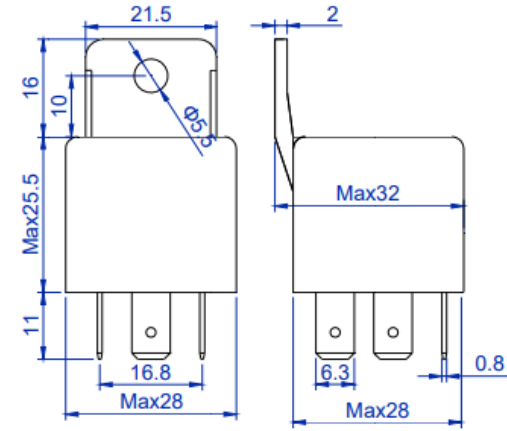
**PART NR.**  
**RE630FA24B**

**COUNTRY OF ORIGIN**  
**China**

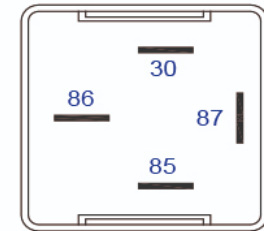
**STANDARDS**  
**REACH and RoHS compliant**

**MINIATURE RELAY (24V) - 4 PINS**

**PHOTO / TECHNICAL DRAWING**



**1A wiring**  
**Standard coil**



**Special position**  
**pin30 and pin86**

**DIMENSIONS**

L x W x H:

28 x 28 x 25,5 (+16) mm

**TECHNICAL SPECIFICATIONS**

Contact termination:

4 Tab terminals, 6.3x0.8 mm

Wiring:

1A wiring, standard coil

Special feature:

**Special position pin 30 and pin 86**

Rating:

24V, 20A, 1,6W

**Contact Data**

Contact Form	1A (SPSTNO)、1B (SPSTNC)、1C (SPDT(B-M))、1U (SPSTNODM)				
Contact Material	Ag Alloy				
Contact Rating (resistive)		1A	1B	1C	1U
	60	60A/14VDC	40A/14VDC	NO: 60A/14VDC NC: 40A/14VDC	2×30A/14VDC
	40	40A/14VDC	30A/14VDC	NO: 40A/14VDC NC: 30A/14VDC	2×20A/14VDC
Max. Switching Voltage	75VDC				
Max. Switching Current	60A/40A				
Max. Switching Power	840W/560W				
Contact Resistance or Voltage drop	≤100mΩ				
Electrical Life	1×10 <sup>5</sup> ops				
Mechanical Life	1×10 <sup>7</sup> ops				

**Coil Parameter**

Dash numbers	Coil voltage (VDC)		Coil resistanceΩ ±10%	Pickup voltage VDC (Max.)	Release voltage VDC (Min.)	Coil power	Operate Time	Release Time
	Rated	Max.						
6V	6V	7.8V	22.5	3.9V	0.6V	1.6W	≤10 ms	≤10 ms
12V	12V	15.6V	90	7.8V	1.2V			
24V	24V	31.2V	360	15.6V	2.4V			
48V	48V	62.4V	1440	31.2V	4.8V			

**Operation condition**

Insulation Resistance	100MΩ Min. (at 500VDC)	
Dielectric Strength	Between Contacts	50Hz 500VAC / 1 minute
	Between Coil and Contacts	50Hz 750VAC / 1 minute
Shock resistance	147m/s <sup>2</sup> 11ms	
Vibration resistance	10~40Hz double amplitude 1.5mm	
Terminals strength	100N	
Solderability	235℃±2℃ 3±0.5s	
Ambient Temperature	-40℃ ~ +85℃	
Relative Humidity	85% (at 40℃)	
Weight(Approx.)	32g, 33g(Insulation Bracket), 34g(Metal Bracket)	