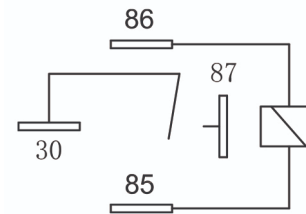
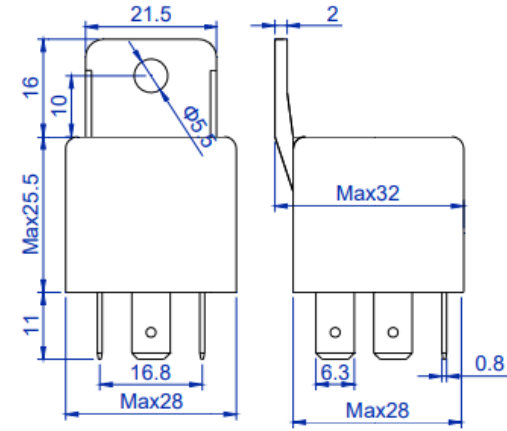


PART NR.
RE630A

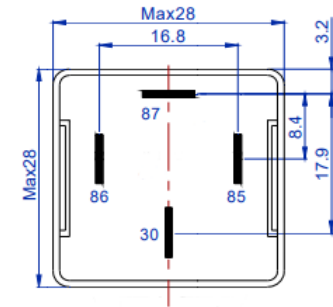
COUNTRY OF ORIGIN
China

STANDARDS
REACH and RoHS compliant

PHOTO / TECHNICAL DRAWING



**1A wiring
Standard coil**



DIMENSIONS

L x W x H:

28 x 28 x 25,5 (+16) mm

TECHNICAL SPECIFICATIONS

Contact termination:

4 Tab terminals, 6.3x0.8 mm

Wiring:

1A wiring, standard coil

Rating:

24V, 20A, 1,6W

Contact Data

Contact Form	1A (SPSTNO), 1B (SPSTNC), 1C (SPDT(B-M)), 1U (SPSTNODM)				
Contact Material	Ag Alloy				
Contact Rating (resistive)		1A	1B	1C	1U
	60	60A/14VDC	40A/14VDC	NO: 60A/14VDC NC: 40A/14VDC	2×30A/14VDC
	40	40A/14VDC	30A/14VDC	NO: 40A/14VDC NC: 30A/14VDC	2×20A/14VDC
Max. Switching Voltage	75VDC				
Max. Switching Current	60A/40A				
Max. Switching Power	840W/560W				
Contact Resistance or Voltage drop	≤100mΩ				
Electrical Life	1×10 ⁵ ops				
Mechanical Life	1×10 ⁷ ops				

Coil Parameter

Dash numbers	Coil voltage (VDC)		Coil resistanceΩ ±10%	Pickup voltage VDC (Max.)	Release voltage VDC (Min.)	Coil power	Operate Time	Release Time
	Rated	Max.						
6V	6V	7.8V	22.5	3.9V	0.6V	1.6W	≤10 ms	≤10 ms
12V	12V	15.6V	90	7.8V	1.2V			
24V	24V	31.2V	360	15.6V	2.4V			
48V	48V	62.4V	1440	31.2V	4.8V			

Operation condition

Insulation Resistance	100MΩ Min. (at 500VDC)	
Dielectric Strength	Between Contacts	50Hz 500VAC / 1 minute
	Between Coil and Contacts	50Hz 750VAC / 1 minute
Shock resistance	147m/s ² 11ms	
Vibration resistance	10~40Hz double amplitude 1.5mm	
Terminals strength	100N	
Solderability	235°C±2°C 3±0.5s	
Ambient Temperature	-40°C ~ +85°C	
Relative Humidity	85% (at 40°C)	
Weight(Approx.)	32g, 33g(Insulation Bracket), 34g(Metal Bracket)	