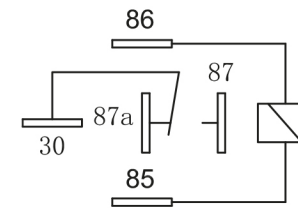
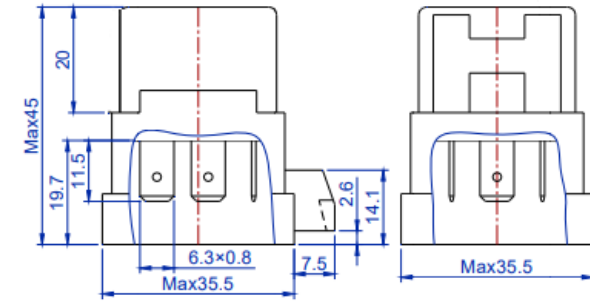


PART NR.
RE620Q24C

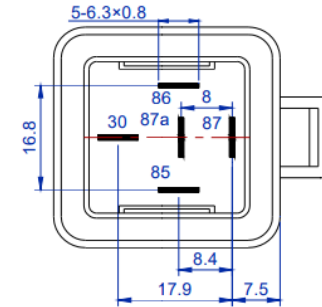
COUNTRY OF ORIGIN
China

STANDARDS
REACH and RoHS compliant

PHOTO / TECHNICAL DRAWING



1C wiring
Standard coil



DIMENSIONS

L x W x H:

35,5 x 35,5 x 45 mm

TECHNICAL SPECIFICATIONS

Contact termination:

5 Tab terminals, 6.3x0.8 mm

Wiring:

1C wiring, standard coil

Special feature:

Waterproof in combination with
SOCKET04 and SOCKET04-5

Rating:

24V, 40/30A, 1,6W

Contact Data

Contact Form	1A (SPSTNO)、1C (SPDT(B-M))、1U (SPSTNODM)		
Contact Material	Ag Alloy		
Contact Rating (resistive)	1A	1C	1U
	40A/14VDC	NO: 40A/14VDC NC: 30A/14VDC	2×20A/14VDC
Max. Switching Voltage	75VDC		
Max. Switching Current	40A		
Max. Switching Power	560W		
Contact Resistance or Voltage drop	≤100mΩ		
Electrical Life	1×10 ⁵ ops		
Mechanical Life	1×10 ⁷ ops		

Coil Parameter

Dash numbers	Coil voltage 线圈电压(VDC)		Coil resistance Ω±10%	Pickup voltage VDC (Max.)	Release voltage VDC (Min.)	Coil power	Operate Time	Release Time
	Rated	Max.						
6V	6V	7.8V	22.5	3.9V	0.6V	1.6W	≤10 ms	≤10 ms
12V	12V	15.6V	90	7.8V	1.2V			
24V	24V	31.2V	360	15.6V	2.4V			
48V	48V	62.4V	1440	31.2V	4.8V			

Operation condition

Insulation Resistance	100MΩ Min. (at 500VDC)	
Dielectric Strength	Between Contacts	50Hz 500VAC / 1 minute
	Between Coil and Contacts	50Hz 750VAC / 1 minute
Shock resistance	147m/s ² 11ms	
Vibration resistance	10~40Hz double amplitude 1.5mm	
Terminals strength	100N	
Solderability	235℃±2℃ 3±0.5s	
Ambient Temperature	-40℃ ~ +85℃	
Relative Humidity	85% (at 40℃)	
Weight(Approx.)	37g, 42g(With metal bracket)	