

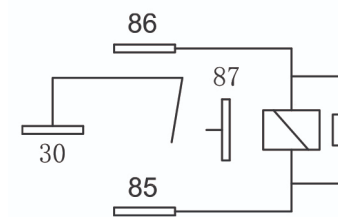
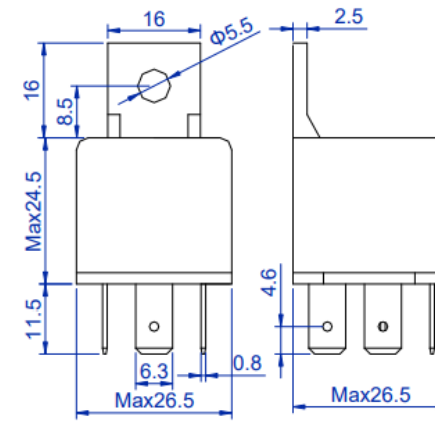
MINIATURE RELAY (24V) - 4 PINS

PART NR.
RE620A24BR with insulation bracket
RE62024AR without insulation bracket

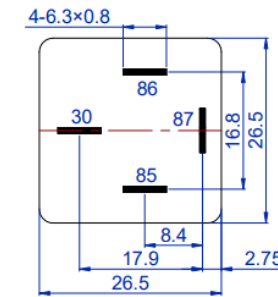
COUNTRY OF ORIGIN
China

STANDARDS
REACH and RoHS compliant

PHOTO / TECHNICAL DRAWING



1A wiring
Coil with resistor



DIMENSIONS

L x W x H: 26,5 x 26,5 x 24,5 (+16) mm

TECHNICAL SPECIFICATIONS

Contact termination: 4 Tab terminals, 6.3x0.8 mm
 Wiring: 1A wiring, coil with resistor
 Rating: 24V, 20A, 1,6W

Contact Data

Contact Form	1A (SPSTNO)、1B (SPSTNC)、1C (SPDT(B-M))、1U (SPSTNODM)			
Contact Material	Ag Alloy			
Contact Rating (resistive)	1A	1B	1C	1U
	40A/14VDC	30A/14VDC	NO: 40A/14VDC NC: 30A/14VDC	2×20A/14VDC
Max. Switching Voltage	75VDC			
Max. Switching Current	40A			
Max. Switching Power	560W			
Contact Resistance or Voltage drop	≤100mΩ			
Electrical Life	1×10 ⁵ ops			
Mechanical Life	1×10 ⁷ ops			

Coil Parameter

Dash numbers	Coil voltage (VDC)		Coil resistance Ω±10%	Pickup voltage VDC(Max.)	Release voltage VDC(Min.)	Coil power	Operate Time	Release Time
	Rated	Max.						
6V	6V	7.8V	22.5	3.9V	0.6V	1.6W	≤10 ms	≤10 ms
12V	12V	15.6V	90	7.8V	1.2V			
24V	24V	31.2V	360	15.6V	2.4V			

Operation condition

Insulation Resistance	100MΩ Min. (at 500VDC)	
Dielectric Strength	Between Contacts	50Hz 500VAC / 1 minute
	Between Coil and Contacts	50Hz 750VAC / 1 minute
Shock resistance	147m/s ² 11ms	
Vibration resistance	10~40Hz double amplitude 1.5mm	
Terminals strength	100N	
Solderability	235°C±2°C 3±0.5s	
Ambient Temperature	-40°C ~ +85°C	
Relative Humidity	85% (at 40°C)	
Weight(Approx.)	28g, 30g(Insulation Bracket), 31g(Metal Bracket)	