

PART NR.

RE626HA12B
RE626HA12

with insulation bracket
without insulation
bracket

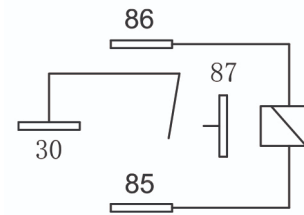
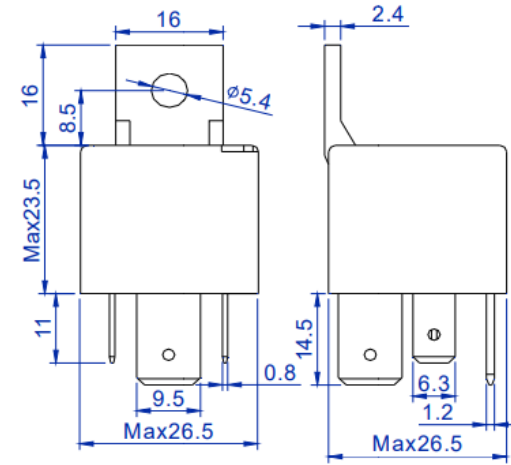
COUNTRY OF ORIGIN

China

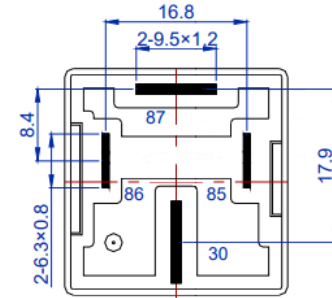
STANDARDS

REACH and RoHS compliant

PHOTO / TECHNICAL DRAWING



1A wiring
Standard coil



DIMENSIONS

L x W x H:

26,5 x 26,5 x 23,5 (+16) mm

TECHNICAL SPECIFICATIONS

Contact termination:

4 Tab terminals, 6.3x0.8 mm (2x) and 9.5x1.2 mm (2x)

Wiring:

1A wiring, standard coil

Rating:

12V, 80A, 1,6W

Contact Data

Contact Form	1A (SPSTNO)、1B (SPSTNC)、1C (SPDT(B-M))		
Contact Material	Ag Alloy		
Contact Rating (resistive)	1A	1B	1C
	80A/14VDC	60A/14VDC	NO: 80A/14VDC; NC: 60A/14VDC
Max. Switching Voltage	75VDC		
Max. Switching Current	80A		
Max. Switching Power	1120W		
Contact Resistance or Voltage drop	≤100mΩ		
Electrical Life	1×10 ⁵ ops		
Mechanical Life	1×10 ⁷ ops		

Coil Parameter

Dash numbers	Coil voltage (VDC)		Coil resistanceΩ ±10%	Pickup voltage VDC (Max.)	Release voltage VDC (Min.)	Coil power	Operate Time	Release Time
	Rated	Max.						
6V	6V	7.8V	22.5	3.9V	0.6V	1.6W	≤10 ms	≤10 ms
12V	12V	15.6V	90	7.8V	1.2V			
24V	24V	31.2V	360	15.6V	2.4V			
48V	48V	62.4V	1440	31.2V	4.8V			

Operation condition

Insulation Resistance	100MΩ Min. (at 500VDC)	
Dielectric Strength	Between Contacts	50Hz 500VAC / 1 minute
	Between Coil and Contacts	50Hz 750VAC / 1 minute
Shock resistance	294m/s ²	
Vibration resistance	10~55Hz double amplitude 3.0mm	
Terminals strength	100N	
Solderability	250°C±3°C 5±0.5s	
Ambient Temperature	-40°C ~ +85°C	
Relative Humidity	85% (at 40°C)	
Weight(Approx.)	38g, 41g(Insulation Bracket), 46g(Metal Bracket)	